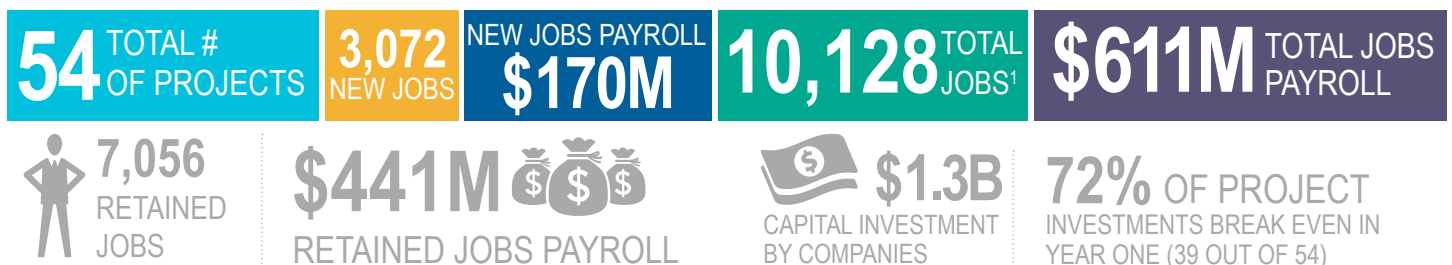




**METRICS SNAPSHOT:** JobsOhio focuses its economic development efforts on a diverse portfolio of targeted industries and business functions that drive the state’s economy and have the greatest impact on job creation. Projects announced in the first quarter represent companies’ job creation and capital investment commitments to be completed in Ohio over the next three years.

## Q1 2019 RESULTS



<sup>1</sup>Total jobs numbers can vary from quarter to quarter based on how many projects involved large employers.

**METRICS BY TARGETED INDUSTRY:** Of the 3,072 new job commitments from the first quarter of 2019, 86 percent came from existing Ohio companies while 14 percent came from attraction projects. 61 percent of the total \$1.3 billion capital investment came from existing companies. These results reflect JobsOhio’s effort to maintain strong relationships with our existing Ohio companies while attracting new companies.

INDUSTRIES	JOBS CREATED	RETAINED JOBS	CAPITAL INVESTMENT
 <b>Advanced Manufacturing</b>	505	1,081	\$42.9M
 <b>Aerospace and Aviation</b>	68	285	\$13.2M
 <b>Automotive</b>	129	205	\$14.4M
 <b>Energy and Chemicals</b>	98	577	\$850.5M
 <b>Financial Services</b>	0	240	\$5.4M
 <b>Food and Agribusiness</b>	452	1,634	\$206.7M
 <b>Healthcare</b>	158	577	\$63.5M
 <b>Information Technology</b>	875	821	\$10.2M
 <b>Logistics and Distribution</b>	759	1,573	\$108.9M
<b>Other<sup>2</sup></b>	28	63	\$11.2M

<sup>2</sup>Represents headquarters and back office.



# Q1 2019 UPDATE

**PROJECT PIPELINE:** The pipeline represents the potential deals that JobsOhio and its state and regional partners are working on to create job opportunities and capital investment in Ohio. This tool allows us to analyze data, view trends and develop strategies.

## ACTIVE PROJECTS BY STAGE<sup>3</sup>



40,222 New Jobs, -47% over April 2018

\$25.1 Billion Capital Investment, -7% down from April 2018

Data as of April 2019

<sup>3</sup>Potential results if all projects are realized; includes new and retained jobs

**SELECTED Q1 PROJECTS:** Companies made significant job and capital investment commitments across multiple industries throughout Ohio during Q1 2019. These examples reflect the kinds of economic development successes Ohio is experiencing because of the collaborative efforts of JobsOhio, its regional network and many partners at the local level.

COMPANY	REGION	JOB'S CREATED	CAPITAL INVESTMENT	INDUSTRY	PROJECT TYPE
Innovative Solutions Unlimited, L.L.C.	Southeast	15	\$530K	Energy and Chemicals	Expansion
Crocs, Inc.	Western	130	\$17.3M	Logistics and Distribution	New Location
Great Lakes Cheese Co., Inc.	Northeast	400	\$183.2M	Food and Agribusiness	Expansion
Detroit Manufacturing Systems Toledo and Non-Automotive, LLC	Northwest	101	\$11.8M	Automotive	New Location
Clinical Lab Consulting, LLC	Western	20	\$1.2M	Healthcare	New Location
GPS Consumer Direct, Inc.	Central	600	\$90.8M	Logistics and Distribution	Expansion
The Ohio Valley Bank Company	Southeast	-	\$5.4M	Financial Services	Redevelopment
CrossChx, Inc.	Central	100	-	Information Technology	Expansion
Voss Industries, LLC	Northeast	58	\$11.6M	Aerospace and Aviation	Expansion
Voss Industries, LLC	Northeast	-	-	Aerospace and Aviation	Redevelopment
InfoTrust, LLC	Southwest	60	-	Information Technology	Expansion
Fortress Transportation and Infrastructure Investors	Southeast	30	\$500M	Energy and Chemicals	Redevelopment
Nexient LLC	Central	200	\$100K	Information Technology	New Location
EDP Renewables North America LLC	Northwest	7	\$150M	Energy and Chemicals	New Location
The Fischer Group, Inc.	Southwest	100	\$14.9M	Advanced Manufacturing	Expansion