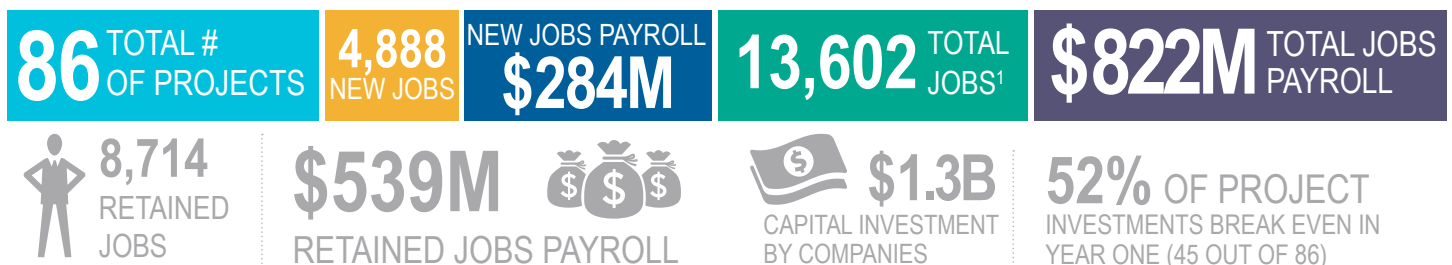











METRICS SNAPSHOT: JobsOhio focuses its economic development efforts on a diverse portfolio of targeted industries and business functions that drive the state's economy and have the greatest impact on job creation. Projects announced in the third quarter represent companies' job creation and capital investment commitments to be completed in Ohio over the next three years.

Q3 2020 RESULTS



¹Total jobs numbers can vary from quarter to quarter based on how many projects involved large employers.

METRICS BY TARGETED INDUSTRY: Of the 4,888 new job commitments from the third quarter of 2020, 80 percent came from existing Ohio companies while 20 percent came from attraction projects. 90 percent of the total \$1.3 billion capital investment came from existing companies. These results reflect JobsOhio's effort to maintain strong relationships with our existing Ohio companies while attracting new companies.

| INDUSTRIES | JOBS CREATED | RETAINED JOBS | CAPITAL INVESTMENT |
|---|--------------|---------------|--------------------|
|  Advanced Manufacturing | 1,327 | 1,648 | \$175M |
|  Aerospace and Aviation | 30 | 48 | \$2M |
|  Automotive | 9 | 5 | \$0.1M |
|  Energy and Chemicals | 189 | 988 | \$17M |
|  Financial Services | 520 | 301 | \$11M |
|  Food and Agribusiness | 595 | 2,421 | \$397M |
|  Healthcare | 896 | 2,004 | \$233M |
|  Information Technology | 406 | 375 | \$327M |
|  Logistics and Distribution | 709 | 677 | \$114M |
| Other² | 207 | 247 | \$8M |

²Represents headquarters and back office.



Q3 2020 UPDATE

PROJECT PIPELINE: The pipeline represents the potential deals that JobsOhio and its state and regional partners are working on to create job opportunities and capital investment in Ohio. This tool allows us to analyze data, view trends and develop strategies.

ACTIVE PROJECTS BY STAGE³



54,413 New Jobs, +18% over October 2019
 \$28.9 Billion Capital Investment, -3% over October 2019

Data as of October 2020.
³Potential results if all projects are realized; includes new and retained jobs

SELECTED Q3 PROJECTS: Companies made significant job and capital investment commitments across multiple industries throughout Ohio during Q3 2020. These examples reflect the kinds of economic development successes Ohio is experiencing because of the collaborative efforts of JobsOhio, its regional network and many partners at the local level.

| COMPANY | REGION | JOBS CREATED | CAPITAL INVESTMENT | INDUSTRY | PROJECT TYPE |
|------------------------------|-----------|--------------|--------------------|-----------------------------------|---------------|
| Arlington Valley Farms, LLC | Northeast | 97 | \$4.8M | Food Sciences and Agriculture | Expansion |
| Colgate-Palmolive Company | Southeast | 24 | \$1.2M | Shale Energy and Petrochemicals | Expansion |
| Forward Air, Inc. | Central | 50 | \$31.8M | Logistics and Distribution | Expansion |
| Infinium Wall Systems, Inc. | Northeast | 20 | \$10.4M | Advanced Manufacturing | Expansion |
| Keim Lumber Company | Southeast | 35 | \$1.2M | Advanced Manufacturing | Expansion |
| Logoplaste Lima LLC | Northwest | 51 | \$35.0M | Advanced Manufacturing | New Location |
| Pella Corporation | Western | 428 | \$15.7M | Advanced Manufacturing | New Location |
| Resonant Sciences LLC | Western | 30 | \$2.2M | Aerospace and Aviation | Expansion |
| Sarepta Therapeutics, Inc. | Central | 100 | \$32.0M | Healthcare | New Location |
| Shutterfly Lifenet, LLC | Northwest | 100 | \$23.2M | Information Services and Software | Expansion |
| The Kroger Co. | Southwest | 15 | \$104.8M | Food Sciences and Agriculture | Expansion |
| Union Home Mortgage Corp. | Northeast | 450 | \$10.8M | Financial Services | Expansion |
| York Street Fresh Foods, LLC | Southwest | 128 | \$3.0M | Food Sciences and Agriculture | Joint Venture |